

CL100 2V 100Ah(10hr)



The rechargeable batteries are lead-lead dioxide systems. The dilute sulfuric acid electrolyte is absorbed by separators and plates and thus immobilized. Should the battery be accidentally overcharged producing hydrogen and oxygen, special one-way valves allow the gases to escape thus avoiding excessive pressure build-up. Otherwise, the battery is completely sealed and is, therefore, maintenance-free, leak proof and usable in any position.

Battery Construction

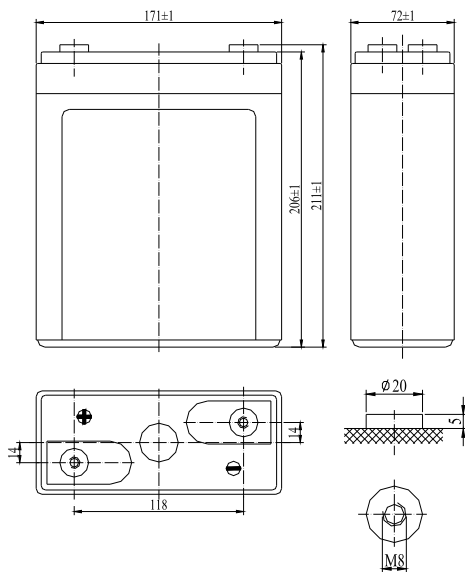
Component	Positive plate	Negative plate	Container	Cover	Safety valve	Terminal	Separator	Electrolyte
Raw material	Lead dioxide	Lead	ABS	ABS	Rubber	Copper	Fiberglass	Sulfuric acid

General Features

- Absorbent Glass Mat (AGM) technology for efficient gas recombination of up to 99% and freedom from electrolyte maintenance or water adding.
- Not restricted for air transport-complies with IATA/ICAO Special Provision A67.
- UL-recognized component.
- Can be mounted in any orientation.
- Computer designed lead, calcium tin alloy grid for high power density.
- Long service life, float or cyclic applications.
- Maintenance-free operation.
- Low self discharge.

Dimensions and Weight

Length(mm / inch)	171 / 6.73
Width(mm / inch)	72 / 2.83
Height(mm / inch)	206 / 8.11
Total Height(mm / inch)	211 / 8.31
Approx. Weight(Kg / lbs)	7.2 / 15.9



Performance Characteristics

Nominal Voltage	2V
Number of cell	1
Design Life	20 years
Nominal Capacity 77°F(25°C)	
10 hour rate (10A, 1.8V)	100Ah
5 hour rate (18A, 1.75V)	90Ah
1 hour rate (65A, 1.6V)	65Ah
Internal Resistance	
Fully Charged battery 77°F(25°C)	0.85mOhms
Self-Discharge	
3% of capacity declined per month at 20°C(average)	
Operating Temperature Range	
Discharge	-20~60°C
Charge	-10~60°C
Storage	-20~60°C
Max. Discharge Current 77°F(25°C)	500A(5s)
Charge Methods: Constant Voltage Charge 77°F(25°C)	
Cycle use	2.35-2.45V
Maximum charging current	20A
Temperature compensation	-5.0mV/°C
Standby use	2.25-2.3V
Temperature compensation	-3.3mV/°C

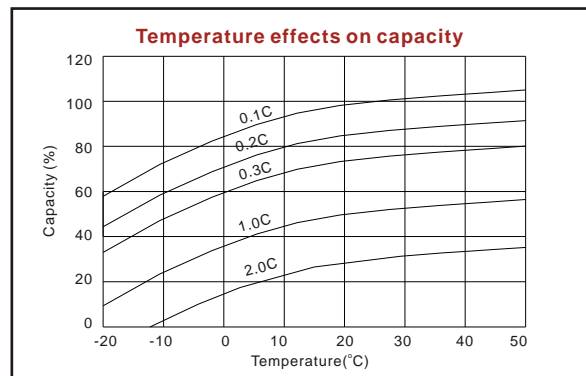
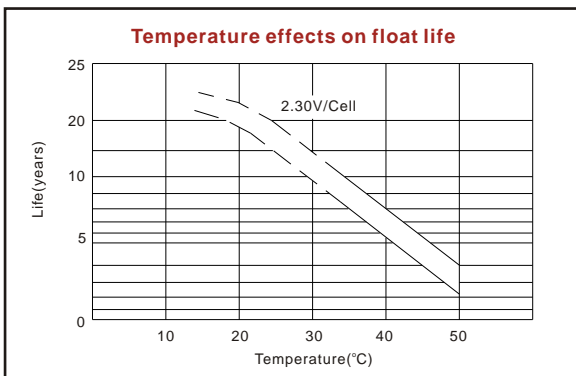
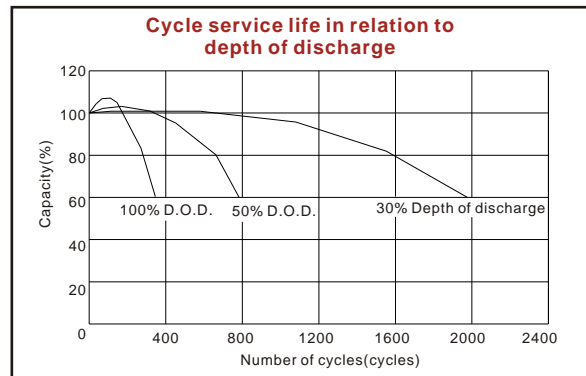
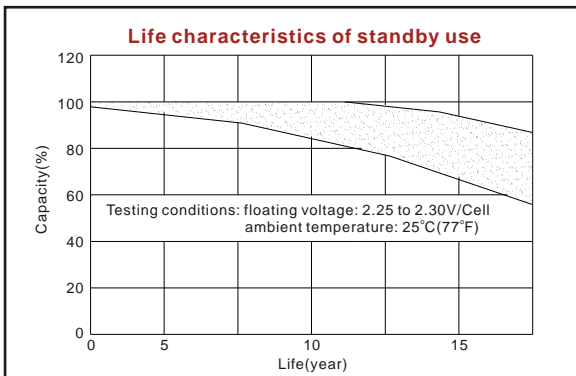
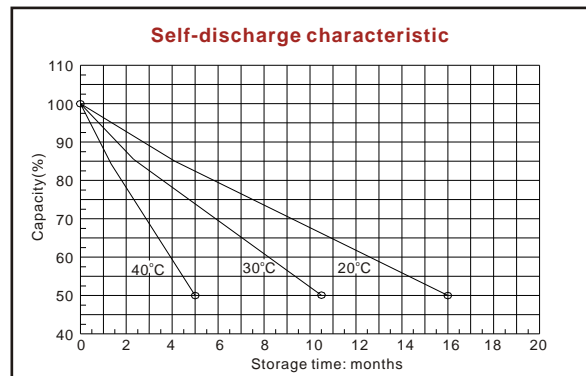
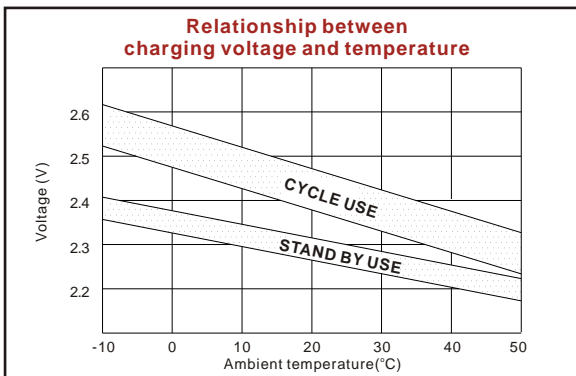
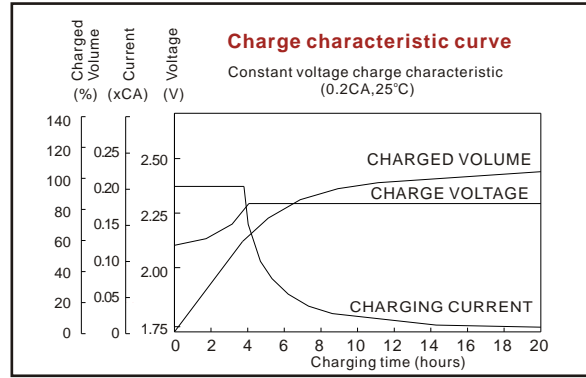
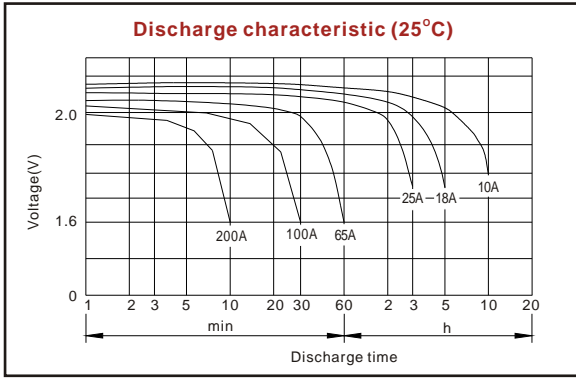
Discharge Constant Current (Amperes at 77°F25°C)

End Point Volts/Cell	10min	15min	30min	45min	1h	3h	5h	10h
1.60V	199	149	99	82	65.0	27.8	19.5	10.8
1.65V	189	142	95	79	62.6	26.9	19.1	10.6
1.70V	178	135	91	75	60.0	26.1	18.6	10.4
1.75V	167	127	86	72	57.3	25.0	18.0	10.2
1.80V	156	120	81	68	54.6	23.9	17.4	10.0

Discharge Constant Power (Watts at 77°F25°C)

End Point Volts/Cell	10min	15min	30min	45min	1h	2h	3h	5h
1.60V	289	261	199	149	124	74	54.0	39.6
1.65V	272	247	189	142	119	72	52.7	38.9
1.70V	255	233	179	135	114	70	51.3	38.1
1.75V	238	218	168	128	108	67	49.7	37.3
1.80V	221	204	158	121	102	64	48.1	36.4

(Note)The above characteristics data are average values obtained within three charge/discharge cycles not the minimum values.



ISO9001:2000

MH25860

G4M19906-9202-E-16

www.vision-batt.com

Shenzhen Center Power Tech. Co., Ltd.
 Center Power Industrial Park, Tongfu Industrial District Dapeng Town, 518120 Shenzhen, China
 Tel: (+86-755) 8431 8088 Fax: (+86-755) 8431 8038 E-mail: sales@vision-batt.com